







Rotherhithe Primary School Half Termly Curriculum Plan 2021-22

Reception Summer 1

Theme – Creepy Crawlies & Growing



Area	Week 1	Week 2	Week 3	Week 4	Week 5	Week 6
Communication , Language & Literacy	<p>Core Stories: The Egg Drop by Mini Grey</p> <p>Genre: Fiction</p>  <p>Learning Outcomes:</p> <ul style="list-style-type: none"> To be able to talk about what happened during the holidays To listen and respond to the story 'The Egg Drop' Science experiment: plan and design how to protect and egg from cracking when it is dropped <p>Rhyme Time: 10 eggs in a bed</p>	<p>Core Stories: Superworm by Juilia Donadson</p> <p>Genre: Fiction</p>  <p>Learning Outcomes:</p> <ul style="list-style-type: none"> To generate questions about the new topic and create a class KWL To become familiar with the story 'Superworm' To write speech bubbles for the characters To add onomatopoeia to the story Writing a new page for Super Worm <p>Rhyme Time: There's a worm at the bottom of my garden</p>	<p>Core Stories: The very Hungry Caterpillar by Eric Carle</p> <p>Genre: Fiction</p>  <p>Learning Outcomes:</p> <ul style="list-style-type: none"> To begin to understand why and how questions To retell the story using props Drawing and labelling the life cycle of a caterpillar To learn about metamorphosis <p>Rhyme Time: There's a tiny caterpillar on a leaf</p>	<p>Core Stories: The very Busy Spider by Eric Carle</p> <p>Genre: Fiction</p>  <p>Learning Outcomes:</p> <ul style="list-style-type: none"> To learn about different species of spiders and generate questions To act out the story To learn about how spiders spin their webs and follow instructions to draw their own <p>Rhyme Time: Incey Wincey Spider</p>	<p>Core Stories: Jack and the Beanstalk Traditional Tale</p> <p>Genre: Fiction</p>  <p>Learning Outcomes:</p> <ul style="list-style-type: none"> To listen to and respond the story 'Jack and the Beanstalk' To draw and write a character description for the giant To write a letter to the giant To change the ending of the story <p>Rhyme Time: Baby Bumblebee song</p>	<p>Core Stories: The tiny seed by Eric Carle</p> <p>Genre: Fiction</p>  <p>Learning Outcomes:</p> <ul style="list-style-type: none"> To learn about how to care for plants Identifying and the different parts of a plant To read and follow Instructions for how to plant a magic bean Writing instructions for planting beans To write a bean diary (home learning) <p>Rhyme Time: song "We are Amazing" from Jigsaw</p>
Communication & Language	<p>Key Vocabulary:</p> <p>Patience Aerodynamics Enormous Materials Protect cracking</p>	<p>Key Vocabulary:</p> <p>Insects Onomatopoeia Chant Cheer Long</p>	<p>Key Vocabulary:</p> <p>Life cycle Metamorphosis Chrysalis Cocoon Symmetry</p>	<p>Key Vocabulary:</p> <p>Egg Sack Spiderling Species Silk</p>	<p>Key Vocabulary:</p> <p>Beanstalk Harp Giant Cottage Empathy</p>	<p>Key Vocabulary:</p> <p>Stem Leaf Roots Seeds Flower Soil</p>
Maths	<p>MM Unit 14 - Securing addition and subtraction facts</p> <p>estimate a number of objects and check by counting up to 20. Add and subtract two single-digit numbers and count on or back to find the answer. Explore the relationship between addition and subtraction.</p>	<p>MM Unit 14- Securing addition and subtraction facts</p> <p>estimate a number of objects and check by counting up to 20. Add and subtract two single-digit numbers and count on or back to find the answer. Explore the relationship between addition and subtraction.</p>	<p>MM Unit 15- number patterns within 20</p> <p>Count up to 10 and beyond with objects. Represent, compare and explore numbers to 20. Explore one more or fewer than a given number within 20.</p>	<p>MM Unit 15- number patterns within 20</p> <p>Count up to 10 and beyond with objects. Represent, compare and explore numbers to 20. Explore one more or fewer than a given number within 20.</p>	<p>MM Unit 16- Number patterns beyond 20</p> <p>Know one more one less than a given number. Estimate and count. Grouping and sharing problems.</p>	<p>MM Unit 17- Money</p> <p>Coin recognition and values. Combinations to total 20p. Change from 10p</p>

Rotherhithe Primary School Half Termly Curriculum Plan 2021-22
Reception Summer 1
Theme – Creepy Crawlies & Growing



	Use quantities and objects to add and subtract two single-digit numbers	Use quantities and objects to add and subtract two single-digit numbers				
<p>Personal Social and Emotional Development</p> <p>Skills Builder</p> <p>School Values</p> <p>Ambition, Creativity, Courage, Empathy, Resilience, and Respect.</p>	<p>Understanding emotions</p> <p>Updating our class charter</p> <p>Zones of regulation- discussing tools we can use to get ourselves into the green zone when conflicts occur</p>	<p>Making relationships</p> <p>Use the story “Meesha Makes Friend” to explore the theme of friendship</p>	<p>Jigsaw!</p> <p><i>Relationships</i></p> <p>How to keep and maintain positive relationships with others.</p>	<p>Sense of self</p> <p>Explore the story “Along came a different” to discuss difference between us all. Learn the song “We are Amazing” talk about differences.</p>	<p>Understanding emotions</p> <p>Explore the blue zone linked to the Giant. Expand on vocabulary for the blue zone. Talk about times children were sad and lonely. What can help? When you feel this way.</p>	<p>Making relationships</p> <p>Discuss the Giant in Jack and the Beanstalk how is he feeling? Listen to the story being retold from the Giant’s perspective.</p>
<p>Understanding of the World</p>	<p>Special Events</p> <p>Children look at the term ahead on the calendar and map out the upcoming special events.</p> <ul style="list-style-type: none"> - Birthdays - St.George’s Day - Ramadan & Eid <p>Important figures:</p> <p>St.George’s Day: Learn about the Royal Family</p> <p>Science Experiment: Egg Drop</p>	<p>Minibeasts</p> <p>Compare different minibeasts. Observe them in their natural habitat. Attempt to make attractive spaces to draw in minibeasts eg. A bug hotel</p>	<p>Cooking</p> <p>Cook some traditional foods for Eid celebration</p> <p>Science - Life Cycle</p> <p>Butterfly: observe caterpillars in class</p>	<p>Minibeasts</p> <p>Research different spider species</p> <p>Science – Materials</p> <p>Experimenting with different materials to make an appropriate shelter for ‘Incy Wincy Spider’</p>	<p>Minibeasts / IT</p> <p>To use non-fiction books and iPads to research minibeasts.</p> <p>Planting and Growing</p> <p>Plant a variety of seeds and vegetables in the garden area. Learn the different parts of the plants eg stem, flower etc.</p>	<p>Planting</p> <p>Experiment- growing left over vegetables.</p>
<p>Expressive Art and Design</p>	<p>Drawing</p> <p>Observational drawings of plants and flowers.</p>	<p>Pattern</p> <p>Explore the spiral patterns on a snail’s shell and the work of Henri Matisse. Use various tools to create snail pictures</p>	<p>Pattern</p> <p>Explore simple symmetry of butterflies through paint, oil pastels, colouring pencils.</p>	<p>Textiles and Texture The life of Eric Carle</p> <p>Learn about the techniques Eric Carle used to make a collage of your favourite minibeast.</p>	<p>Painting and colour</p> <p>Investigate using natural materials for painting eg tea bags, flowers and spices.</p>	<p>Textiles and texture</p> <p>Leaf and flower mosaics and collages.</p>
<p>Physical development</p>	<p>Co-ordination Ball skills Runs safely on whole foot. Squats with steadiness to rest or play with object on the ground and rises to feet without using hands. Climbs confidently and is beginning to pull themselves up on early years play climbing equipment. Can kick a large ball. Develop control when kicking balls.</p>					

Rotherhithe Primary School Half Termly Curriculum Plan 2021-22
Reception Summer 1
Theme – Creepy Crawlies & Growing



Music	Picture the Scene: Handle and control small percussion instruments to start and stop; play loud and soft; play fast and slow. Learn to use instruments to make sound effects in poems, songs and stories. Listen to my peers sing and play instruments. Explore vocabulary used to describe what I can hear. 'Know my instrument' Name all it's parts, know the typical musical genre and it's place in musical history Refer to video library.
-------	--