







Year 3 Music across the year	During my music sessions in Year 3 I will:	Key songs I will sing
<p>Autumn Term 1</p> <h2>Storms</h2> <h3>Composing unit</h3>	<ul style="list-style-type: none"> <li>• Sing songs that develop my vocal range</li> <li>• Learn songs that include rounds and partner songs and sing these with confidence</li> <li>• Learn about phrase and structure in simple songs</li> <li>• Begin to read pitch notation</li> <li>• Learn how to write down and record rhythmic patterns</li> <li>• Learn tuned percussion technique</li> <li>• Read and create graphic scores</li> <li>• Compose in groups using a range of sound effects</li> <li>• Learn how to talk about music</li> <li>• Actively listen to music and learn how to notice specific instruments</li> </ul>	<ul style="list-style-type: none"> <li>• Once There Was a crocodile</li> <li>• Once a man</li> <li>• Row your boat</li> <li>• janey maam</li> <li>• Lightly Row</li> <li>• broke a bone</li> <li>• Down in the Jungle</li> <li>• Doh a Dear</li> <li>• Obwisana</li> <li>• Drunken Sailor</li> <li>• John Kanaka</li> </ul>
<p>Autumn Term 2</p> <h2>Xylophone -</h2> <h3>Instrumental and Reading Rhythm Representation and Solfa Songs for Performance</h3> <div style="border: 1px solid red; padding: 5px; margin-top: 10px;"> <p><b><i>'Know my instrument'</i></b>  <i>Name all it's parts, know the typical musical genre and it's place in musical history</i>  <i>Refer to video library.</i></p> </div>	<ul style="list-style-type: none"> <li>• Learn how to develop hand and stick drum technique for tuned percussion – xylophone, glockenspiel, chime bars.</li> <li>• Sing a wide range of children’s repertoire, including               <ul style="list-style-type: none"> <li>- World songs</li> <li>- Kodaly repertoire</li> <li>- Rhymes</li> </ul> </li> <li>• Develop an awareness of musical devices (ostinato drone alberti, chords, scales , arpeggios)</li> </ul>	<p><i>Learning and singing these songs will teach me to sing octave scale Doh Rae Mi Far Soh la ti doh , vary speed ( tempo) volume (dynamics) sing with expression.</i></p> <p><i>We will sing in 2 parts - ostinato, partner songs, rounds. Through these songs we will experience more complex rhythms and a variety of time signatures. We will sing more lyrical familiar songs with increasing musicality and accuracy.</i></p>
<p>Spring Term 1</p> <h2>Zambezi Tales -</h2>	<ul style="list-style-type: none"> <li>• Prepare for a concert with an orchestra</li> <li>• Learn to sing a variety of songs from shows</li> <li>• Learn to sing popular songs with phrasing and dynamics</li> </ul>	

<h2>Classical Roadshow Singing Project Children</h2>	<ul style="list-style-type: none"> <li>• Sing 2 part rounds and partner songs</li> <li>• Refine my ability to talk about music</li> <li>• Actively listen and notice specific instruments, and describe with increased musical vocabulary and awareness</li> <li>• Begin to notice tonality – major, minor and pentatonic</li> </ul>	<h3><i>Instruments I will experience</i></h3>
<p>Spring Term 2</p> <h2>Picture This - Singing Games and Rhythm Reading</h2>	<ul style="list-style-type: none"> <li>• Learn how to read and record on grid scores</li> <li>• Sing and play percussion instruments to practice maintaining an accurate pulse</li> <li>• Learn how to read stick rhythm notation (quavers, semi quavers, minim, semi breve) and grid notation;</li> <li>• Use the solfa hand signs and symbols with confidence</li> <li>• Demonstrate an awareness of musical devices (ostinato ABA ABACA drone alberti, chords, scales, arpeggios)</li> </ul>	<ul style="list-style-type: none"> <li>• <u>Xylophone</u> </li> <li>• <u>Glockenspiel</u> Brazilian percussion instruments –</li> <li>• <u>Surdo</u> </li> <li>• <u>Hepinique</u> </li> <li>• <u>Clave</u></li> <li>• <u>Gamze</u></li> <li>• <u>metal agogo</u></li> <li>• <u>tambourim</u> </li> <li>• <u>caxixi</u></li> </ul>
<p>Summer Term 1 &amp; 2</p> <h2>Brazilian Percussion Project</h2> <div style="border: 1px solid red; padding: 10px; margin-top: 20px;"> <p><b><i>'Know my instrument'</i></b> Name all it's parts, know the typical musical genre and it's place in musical history <u>Refer to video library.</u></p> </div>	<ul style="list-style-type: none"> <li>• Learn about Brazilian music culture</li> <li>• Learn how to play Brazilian rhythms on samba instruments</li> <li>• Sing songs in Portuguese</li> <li>• Learn about Brazilian music history and stories</li> <li>• Learn how to create rhythm patterns with increasing complexity</li> <li>• Play rhythm pieces that develop hand and stick drum technique</li> <li>• Learn beater technique for tuned percussion</li> <li>• Learn how to create pieces using a range of sound effects, rhythm, melodic motifs and pulse</li> </ul>	



- shekere



- All other instruments previously taught in KS1

*Nb instruments underlined are new instruments I will not have specifically learnt to play in previous years during music sessions*