




<b>Year 1 Music across the year</b>	<b>During my music sessions in Year 1 I will:</b>	<b>Key songs I will sing</b>
<p>Autumn Term 1</p> <h2>Rhyme and Rhythm Repertoire</h2>	<ul style="list-style-type: none"> <li>• learn to clap rhythm of words in songs and rhymes</li> <li>• learn to pitch match when singing</li> <li>• learn a variety of songs</li> <li>• use hand sings to show the pitches so, mi, la</li> </ul>	<ul style="list-style-type: none"> <li>• Che Kule</li> <li>• calypso up</li> <li>• 1 2 buckle my shoe</li> <li>• Mouse Mousie</li> <li>• Apple tree</li> <li>• Bell Horses</li> <li>• Little Sally Saucer</li> <li>• Hot Cross Buns</li> <li>• Glad or sad</li> <li>• Mr Clock Song</li> <li>• These are my eyes</li> </ul> <p><i>These songs will teach me to pitch match So Mi La Doh confidently, use different dynamics, tempos and sing solos. They will increase my vocal range and stamina. These are songs where we can sing call and response.</i></p>
<p>Autumn Term 2</p> <h2>Showtime – Performance</h2>	<ul style="list-style-type: none"> <li>• Sing a wide range of songs with increasing control and accuracy</li> <li>• Explore dynamics in singing</li> </ul>	
<p>Spring Term 1</p> <h2>The Beat Goes On – Handling and controlling instruments</h2> <div style="border: 1px solid red; padding: 5px; margin-top: 10px;"> <p><b><i>‘Know my instrument’</i></b>  <i>Name all it’s parts, know the typical musical genre and it’s place in musical history</i>  <i>Refer to video library.</i></p> </div>	<ul style="list-style-type: none"> <li>• Learn how to play a chime bar musically</li> <li>• learn how to play instruments with an increased awareness of rhythm</li> <li>• learn rhythmic phrases</li> <li>• learn how to play instruments to accompany songs</li> <li>• learn how to play specific rhythms and patterns in a phrase</li> <li>• learn how to use beaters</li> <li>• read simplified rhythm patterns on cards</li> <li>• create rhythm phrases</li> <li>• work at directed tasks in pairs</li> <li>• begin to work in small groups</li> </ul>	
<p>Spring Term 2</p> <h2>Sounds we hear</h2> <h3>Making soundscapes to poems and stories</h3>	<ul style="list-style-type: none"> <li>• Create soundscapes</li> <li>• Use graphemes to represent sounds</li> <li>• Use graphemes to record musical ideas</li> <li>• Learn how to sequence sound</li> <li>• Choose and select instruments to make music</li> <li>• Explain and describe my music and choices</li> </ul>	<h3><b><i>Instruments I will experience</i></b></h3> <ul style="list-style-type: none"> <li>• <u>Chime bars</u></li> </ul> <div style="text-align: center;">  </div> <ul style="list-style-type: none"> <li>• Two-tone wood blocks</li> </ul>



# Music Knowledge Organiser – Rotherhithe Primary School - Year 1



<p>Summer Term 1</p> <p><b>Are you sitting comfortably</b></p> <p>Singing project/play</p>	<ul style="list-style-type: none"> <li>• Listen to live and recorded music</li> <li>• Actively listen for specific elements in music</li> <li>• Learn how to describe music in terms of dynamics, pitch, timbre, mood and tempo</li> <li>• Learn to sing with increasing range and control</li> </ul>	<ul style="list-style-type: none"> <li>• Body percussion</li> <li>• Bells</li> <li>• Triangles</li> <li>• Small drums</li> <li>• Tambourines</li> <li>• Shakers</li> <li>• Maracas</li> </ul>
<p>Summer Term 2</p> <p><b>Around the World in 80 Days</b></p> <p>Songs from other cultures</p>	<ul style="list-style-type: none"> <li>• Learn about music from other cultures</li> <li>• Learn and sing songs from other cultures</li> <li>• maintain pulse when singing</li> <li>• maintain pulse when playing instruments</li> <li>• become more productive when working at directed tasks in pairs and groups</li> <li>• learn to arrange instrument sounds for songs</li> </ul>	<ul style="list-style-type: none"> <li>• <u>Clave</u> </li> <li>• <u>Agogo</u> </li> </ul> <p><i>Nb instruments <u>underlined</u> are new instruments I will not have experienced in previous years during music sessions</i></p>